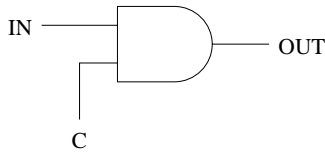
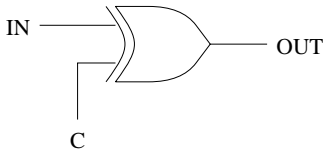


### Toggle Cell Components

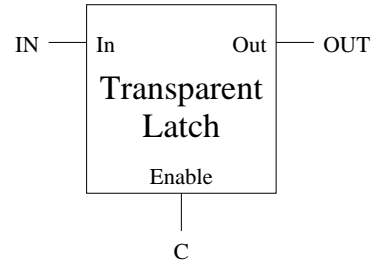
**Part A** Here are the components of a toggle cell. For each component, complete the behavioral truth table and describe, in a word or two, what function the component performs. A is an unknown boolean variable.



<i>IN</i>	<i>C</i>	<i>Out</i>
A	0	
A	1	



<i>IN</i>	<i>C</i>	<i>Out</i>
A	0	
A	1	



<i>IN</i>	<i>C</i>	<i>Out</i>
A	0	
A	1	

**Part B** Complete the timing diagram for circuit below based on the specified inputs. Assume all latch values are initially zero.

